

MOBILE OPERATIONS

Mobile operations a practising STMS Category B can be in charge of


- Mobile operations to install, maintain and remove TTM on Category B road environments.
- Install, maintain and remove semi-static operations.
- TTM for any activity that moves along the road (eg mowing, road marking).

Clear sight distance (CSD) for inspections

Approaching road users must have CSD to the activity. CSD varies depending on the permanent speed.

Calculating CSD	Permanent speed	CSD
100 to 60km/h CSD = 3 x the permanent speed in metres (100km/h x 3 = 300m)	100km/h	300m
	90km/h	270m
	80km/h	240m
	70km/h	210m

Distances between vehicles



Options for signs and displays on work vehicles



Basic vehicle

LV, L1, L2



Horizontal arrowboard

LV, L1, L2



Light TMA

LV, L1



LAS

LV, L1, L2

Protection of workers with shadow vehicles

Workers on the back of a working vehicle must be protected by a shadow vehicle.

Workers on foot behind a work vehicle require a shadow vehicle to be in place.

Options for signs and displays on shadow vehicles



Basic vehicle

LV & L1



Horizontal arrowboard

LV & L1




Light TMA

LV & L1




LAS


LV, L1 & L2




Shoulder closed
Pass right when
safe




Lane change
right required



Lane closed
or
Rolling block
Do not pass



Lane change
left required



Shoulder or
median closed
Pass left when
safe

Options for signs and displays on tail pilot vehicles



Basic tail pilot

LV & L1



Light TMA

LV & L1



AWVMS

LV, L1 & L2

CoPTTM Reference Guides for All Category of Roads for Verification / Assessments - US31960 / US31963

- Equipment - Refer to CoPTTM Section **B8.3.2 – B8.3.4**
- CoPTTM **Section D1.4.8** “When RD6L/R signs can be omitted from the **TV4 PASS WITH CARE** sign - (“pass with care” to be displayed on truck/s)
- PPE Gear – Refer to CoPPTM **A5.10** Site personnel and **C19.4** Personal safety